


OUR
FUTURE
STARTS NOW!



thrive»
church

PRAYER GUIDE



THRIVE CHURCH

15 Day Prayer Guides · August/September 2016



Love my BFF! Lots of us have Best Friends Forever. Our best buds, gal pals, our “person”... but do we have an EFF? Someone that you want to help make it Easy to Find and Follow God? Is there someone you know who needs God, or needs to know how to get more God in their life. At Thrive Church this concept is our core. In our Home Campaign, we commit to our EFFs by creating the people, place, and things that make finding Him easy peasy!

YOU will be the builders of our new HOME! One of the ways you can help build the people, place, and things that make this home great is prayer. Prayer connects us to God. “For where two or three are gathered in my name I am there among them.” (Mathew 18:20) The prayer guide you hold in your hands is an essential element of our HOME Campaign. When God’s people set aside time to pray and seek His face and apply His word to their lives, then God promises to listen and provide, abundantly!

With your EFF in mind, whether you know how to pray or not, whether you’re a new believer or continuing a long walk with Christ, this prayer guide will help you move forward in faith. You are invited to take this walk with us... we’re Better Together!

This booklet is built on the five values of Thrive:

- Others First
- Crazy Generous
- Better Together
- Bringing Our Best
- Anything & Everything... short of sin, to Reach People

Each daily devotion draws you into to our mission and values and closer to our new HOME! God bless you and your EFF!!

HOW TO ROCK THIS PRAYER GUIDE!



This Prayer Guide is designed to be used by everyone at Thrive, including those who are just kicking the tires of faith for the first time. There are Scriptures to read, questions to think about and challenges to try. For families, there are special activities to be used to include our children in the fun! This Prayer Guide walks you through 15 days of study and prayer, incorporating our values. If you miss a day, no worries, just pick up again where you left off. Hey, life gets busy sometimes, we get it!

There are five common elements to each day's study:

PRAY – Let God's word simmer a little.

READ – The bible has some great stories! Dig in and see what you discover!

MEMORIZE – Can you memorize one verse a day? We double dog dare you! (We've even included a few tips to help you along the way.)

QUESTIONS – This part helps you connect the dots to how you can apply what you learn. The third question/activity, marked with a handprint 🖐️, is designed with the kiddos (if you have them) in mind.

CHALLENGE – Time to have some fun! It's not Truth or Dare, but let's make this REAL!

Have fun, learn a little, take on these challenges and let's Bring our Best!! If this activity creates a moment for you, or moves you in some way... tell us about it. You might just be the next Thrive video!

To hear God's voice, I need a pure heart.

PRAY: Lord, help me learn to hear your still small voice.

READ: 1 Samuel 3:1–21 Samuel hears God's voice
Jeremiah 17:9 and Psalm 51 The Condition of our Heart

MEMORIZE: (Say it out loud to help you remember it.)
Create in me a pure heart, O God, and renew a steadfast spirit within me. —
Psalm 51:10

QUESTIONS:

- ❶ Why did God speak to Samuel and not Eli or his sons? (see 1 Samuel 2:22 – 26) Scripture says that God would honor those who honor Him. Throughout the HOME Campaign our desire needs to be to honor God so that we can hear him when He speaks.
- ❷ What does God say about our hearts? There are things we say, think or do that are not like what God would say, think or do. Only God knows our hearts, our motives and the things we think we have hidden from everyone else. God gives us a solution to getting rid of the hidden things that we may not even be aware of.
- ❸ 🖐️ You will need a blindfold, large marshmallows, and a grocery sack. It's the Marshmallow Toss Game! Player #1 is blindfolded and holds ten marshmallows. Their goal is to get marshmallows into the bag. Player #2 holds the bag and wants to be helpful. But they can only whisper and must stand still wherever the rest of the players place them. The rest of the players try to confuse Player #1 with wrong advice about where to throw (without touching Player #1 or the Marshmallows). Go! When player one is out of marshmallows, trade places and try again.

A Thought to Ponder: This game was a lot like listening for God's voice. Sometimes there are many different voices to listen to, but you have to work hard at hearing God's voice. Was it frustrating that the helpful voice was only whispering when the other voices were loud? We have a listen carefully for God's voice, because so many other voices can get in the way.

CHALLENGE: Take a piece of paper and pencil. Go outside and sit quietly for five minutes (set the alarm on your phone so you don't have to watch the time). Write down or draw a picture of every noise you can hear. Our senses are more aware when we quiet ourselves enough to really hear. It may even take an effort to hear the quietest sounds. God speaks quietly to us. Journal about when and how you hear God speak. If you don't think you hear Him, journal about your desires to hear Him, and ask Him to help you to listen.

» DAY 2

To hear God's voice, we need a heart of thankfulness.

PRAY: Lord, help me to have a thankful heart today as I look expectantly toward tomorrow.

READ: 1 Thessalonians 5:16–18

MEMORIZE: (Try to say it three times today.)

Create in me a pure heart, O God, and renew a steadfast spirit within me. — Psalm 51:10

QUESTIONS:

- ❶ Which things are we to be thankful for? What events or circumstances are not included? Why?
- ❷ Do you think we have to like everything that God allows in our life? Should we be thankful for only what we like?
- ❸ 🖐️ Name two things you are thankful for. Now name two things you find it hard to thank God for. Ask Him to give you a thankful heart for these.

CHALLENGE: For many of us, it's hard to thank God for things we cannot see or for things that stretch us out of our comfort zone. What does a thankful heart in the areas of money and material possessions look like in your life as we embrace the HOME Campaign?


*To think like God, we must see the value
of serving sacrificially.*

PRAY: Lord, help us as a church family to be quick to serve one another, to see Others First.

READ: Mark 10:35 – 45

MEMORIZE: (Write this with dry erase marker on your bathroom mirror.) Do not conform any longer to the pattern of this world, but be trans-formed by the renewing of your mind. Then you will be able to test and approve what God's will is – his good, pleasing and perfect will. — Romans 12:2

QUESTIONS:

- ❶ What was the desire of both James and John? What did James and John ask? Why?
- ❷ Does Christ's view of greatness match our view of greatness? To be great in Christ's eyes, what character trait do you need? Why?
- ❸  You will need one piece of paper for everyone and a pair of scissors. Hold up a piece of paper. Ask the children how many corners the paper has. (Have the children count them out loud.) Blessing someone is like me giving a corner of this paper. I gave "Ann" only one corner of my paper, but how many corners do I have left? (Count them out loud.) There are now five corners. Now how many corners does "Ann" have? I only gave one corner of my paper away, but it became three corners that "Ann" received. Now "Ann" can keep her corner and still give away two. (Have child cut two corners from her triangle and give to two other family members.) With surprise say, "But wait!" Now "Ann" has five corners and they each now have three and I still have more corners of my own to give away! (Have everyone cut corners from their paper till everyone has a corner from each person.) Could you give away a corner without receiving one? That's Crazy Generous!! How does this remind us of God's promises about blessing? God wants us to use what He gave us to bless others. When we are obedient to do God's will, God continues to multiply back blessings to us. What do you have right now that God wants you to bless someone else with?

CHALLENGE: Our natural thought is to serve and give "reasonably." What if we were Crazy Generous every day? What miracles could God work for others in the HOME Campaign if we consider what we could sacrifice in order to give more to others? Use a permanent pen to write "SCG?" on your credit card or checkbook. Whenever you pull out your card or checkbook, consider whether the money you are spending is "S"acrificial and "C"razy "G"enerous!

Each of us, uniquely created.

PRAY: Lord, help me to be ready to bless others with the gifts you have given to me.

READ: 1 Peter 4:10-11

MEMORIZE: (Read the verse at each meal today.)

Each one should use whatever gift he has received to serve others, faithfully administering God's grace in its various forms. — 1 Peter 4:10

QUESTIONS:

- ❶ Scripture assumes that each believer has received spiritual gifts. What does this reading say you are doing when you use your gifts faithfully?
- ❷ What spiritual gifts have you received from God? How are you serving God with your gifts right now at Thrive?
- ❸ 🖐️ God loves to use kids and families to serve Him. Discuss some of the ways God might be able to bless others through your family as you serve Him. Commit to one thing you will do as a family this week.

CHALLENGE: Take the Spiritual Gifts Test. There are many online, here's one we like: yourspiritualgifts.com. The HOME Campaign will allow us as a family of believers to be used by God to bless more people. How are you using or how do you want to use your Spiritual Gifts at Thrive? What would our ministry look like if we allowed God to use and expand each of our Spiritual gifts to bless others? Let's Bring Our Best!

The Lord's Prayer

PRAY: Lord, grow in me an appreciation for all the different ways we can pray.

READ: Matthew 6:9-13 Pray like this: Our Father in heaven, may your name be honored. May your Kingdom come soon. May your will be done here on earth, just as it is in heaven. Give us our food for today, and forgive us our sins, just as we have forgiven those who have sinned against us. And don't let us yield to temptation, but deliver us from the evil one. Amen.

MEMORIZE: (Write on a card and keep with you throughout the day.)
For it is made holy by the word of God and prayer. – 1Timothy 4:5

QUESTIONS:

- ❶ Jesus was teaching His disciples how to pray in these verses. Did He give us an order of how we should pray? What is it?
- ❷ When would you use the Lord's Prayer as a method to pray and why?
- ❸ 🖐️ Help your family list the order of prayer given by Jesus:
 - 1) Praise God
 - 2) Ask for His will
 - 3) Ask for our needs
 - 4) Forgive others
 - 5) Ask for forgiveness
 - 6) Ask for protection

Make up a list of six simple directions like, 'cross your arms and scratch your ear,' or 'jump up and down in a circle,' etc. Keep the list secret. Gather the family in a circle and have each person whisper the directions to the next. Then have the last person act them out. Compare the original directions to the person's actions. Point out how God wrote down His directions for prayer so we wouldn't confuse them.

CHALLENGE: Read a book on prayer and consider other ways that you can learn to pray and connect with God. Here are some book suggestions:

- *Praying God's Word* – Beth Moore
- *Before Amen* – Max Lucado
- *Too Busy NOT to Pray* – Bill Hybels
- *Prayer* – Timothy Keller
- *The Circle Maker* – Mark Batterson

God Provides and He Calms Our Fears

PRAY: This is a great day to share prayer needs with each other. Write down what you prayed for and later share God's answer. You might want to begin to keep a family prayer journal of your requests and God's provision.

READ: Matthew 6:25-27

MEMORIZE: (Write it down, several times, until you know it.)
Don't worry about anything; instead, pray about everything. — Philippians 4:6

QUESTIONS:

- ❶ Were you ever really afraid or nervous about something? What happened?
- ❷ What does God tell us to do when we are afraid?
- ❸ 🖐️ What are one of your fears? Ask someone in your family to pray for your fear.

CHALLENGE: A person's fears tell us a lot about his or her personality. Listen for things that may be causing fears in your family. Assure them of your love and God's love and protection.


God's Word is a Light on My Path

PRAY: Thank you, Lord, for showing me my next right steps.

READ: Luke 11:33-36

MEMORIZE: Music helps us memorize. Watch the video performance by Amy Grant & Michael W. Smith: [youtube.com/watch?v=gs-aiQ9NZ1g](https://www.youtube.com/watch?v=gs-aiQ9NZ1g)
Your word is a lamp for my feet and a light for my path. — Psalm 119:105

QUESTIONS:

- ❶ Why do you search for a flashlight when you try to walk in the dark?
- ❷ When you feel like you're lost, where do you find direction?
- ❸  Give one family member a flashlight (if you have children, give it to the youngest) and turn all the lights off in the house. With all the family members following, let the person with the flashlight lead the family through the house from room to room. Come back to the living room and discuss how God's Word is a light, guiding us in every decision we make in our lives.

CHALLENGE: Keep a pad of paper next to your bed. At the end of the day, and each day for the remainder of this Prayer Guide, write down a thought on where God was leading you that day. You also might capture a thought on where he is leading you next. At the end of the days of prayer, look back over your notes. Are there anything themes? Is God leading you to something new? How is God leading in your involvement at Thrive? What's your Next Right Step?


Blessed Beyond Our Wildest Dreams

PRAY: Thank you, God, that You are prepared to bless me beyond my greatest dreams. Reveal to me what You have prepared for my church and me. Give me wisdom like Yours and a pure mind like Your Son's.

READ: 1 Corinthians 2

MEMORIZE: (Incorporate it into your prayers. Pray God will help you understand each phrase.) No eye has seen, no ear has heard, no mind has conceived what God has prepared for those who love him. — 1 Corinthians 2:9

QUESTIONS:

- 1 If you could ask for just one blessing from God, what would that be?
- 2 What are the things that the Spirit will teach us? What do you intend to do with that knowledge?
- 3  You'll need a jar or bowl and some small pieces of paper. Make it a family project to decorate the jar (optional). Title it the "Blessing Jar". Every time someone receives a blessing, they write it down, fold it up, and place it in the jar. The next time there's trouble, or someone is feeling low, reach into the jar and start reading some of the many blessings. Soon there will be smiles and joy as you remember, even in the face of current struggles, how God has given you more than you'd ever ask for!

CHALLENGE: Every time someone sneezes, we say, "Bless you!". In the old days, it was believed that demons possessed the body and sneezes were a symptom. By saying, "Bless you," it was believed that the demons would be cast out. Over the course of the next day, note when someone shares a trouble, frustration, or challenge with you and say, "Bless you." This will refocus your mind away from the negative challenges life brings us and remind you of the of many blessings we have to be thankful for, even in times of trouble.

Glorious Joy

PRAY: Father, increase my love for You and others. May You, the unseen Father, be apparent through my life and giving. Increase my belief and faith. I know You are the One who fills me with inexpressible and glorious joy. Give the family of Thrive the belief that You will meet our every need. Help us to invest our time, talents, and money in Your work.

READ: 1 Peter 1

MEMORIZE: (Write it on note cards and tape it up throughout the house.) Though you have not seen Him, you love Him; and even though you do not see Him now, you believe in Him and are filled with an inexpressible and glorious joy... — 1 Peter 1:8

QUESTIONS:

- ❶ What items do you own that you will be able to keep with you after you die?
- ❷ What does verse 25 tell us that will endure forever? Have you ever thought about how one book, the bible, as lasted through generations, and translations, to still be the most read book today?
- ❸ 🖐️ You will need paper plates (or sheets of paper), and markers or crayons. On one side have each person draw a happy face. And on the other a sad face. Hold it up to your face and tell a story about a happy thing that happened today, and next, a sad thing using the sad face. Next have everyone hold up their happy face. Talk about how you think it will be to live in Heaven and have "inexpressible and glorious joy" every day. How great it would be if everyone could live in Heaven someday! What can we each do to make it easier for someone else to find and follow Christ, so that they too may find this joy?

CHALLENGE: What brings you joy? Watch this short video, then note which one speaks to you most. Write it down and meditate on it this week. Take a step toward your joy. play.simpletruths.com/movie/finding-joy

House of Worship

PRAY: Lord, through moments in worship, I have seen your power and glory. May my life be a center of worship for You. And may the worship of Thrive continue to promote your power and glory.

READ: Psalm 63

MEMORIZE: (Write it on flash cards and leave words blank to quiz yourself or others.) I have seen you in the sanctuary and beheld your power and your glory. – Psalm 63:2

QUESTIONS:

- ❶ Can you think of a time when you saw God show up in the sanctuary at Thrive?
- ❷ We all love a little praise. A good word from your boss. A child who receives praise for doing something well. A good grade. How much more will our Father love the praise we give him too? How will you praise God this week?
- ❸ 🖐️ Make tonight a praise night... put on some praise and worship music and everyone sing and dance! Try it karaoke style by pulling up a version with the words from YouTube. Who can harmonize? Take a dancing video and post it on Facebook. As you go to bed, talk to each other about how you think God liked your song and dance.

CHALLENGE: Verse 4 says, "I will praise you as long as I live, and in your name I will lift up my hands." Have you ever held up your hands during worship, or just thought that those who do, look weird? This practice was explained to me once like this... if I wanted to give you a present, but you didn't hold out your hands, how would you receive it? Try holding out your hands to God, and receive his gift in Worship. Don't keep them closed and at your sides. Try different ways and see how it feels. One hand up. Both hands up. Open palms at your sides. Palms facing out. Palms facing in. Or open wide to the sides like a great big hug! God loves them all, and will meet you... just reach out.

Creating Space for Fellowship

PRAY: Heavenly Father, thank you for Jesus, the Word of Life. Thank you, Jesus, for rescuing me from a life of sin and death. Put me in a position where I can proclaim to my community how truly wonderful You are.

READ: 1 John 1

MEMORIZE: (Write it down, then cut out each word. Put it back together like a puzzle.) The life appeared; we have seen it and testified to it, and we proclaim to you the eternal life... — 1 John 1:2

QUESTIONS:

- ❶ What are some of the ways that you help others have fellowship with us at Thrive?
- ❷ Do you have ideas of ways you'd like to create fellowship at the new Thrive campus? Share them with the leaders of the church!
- ❸ 🖐️ You will need paper, pen and scissors. Have each child (you can do it too), trace their hand on the paper and cut it out. Next write a prayer on that hand for a new child who will come to worship at Thrive's new church in Fulshear. Hang it in their room and remind them to pray for new children to join our church and learn about God.

CHALLENGE: Creating room for fellowship is largely about making the invitation, and making it inviting. Create a dream board... take a square of cardboard (or you can do this in a notebook) and cover it with paper or fabric that you like. Then create a collage of what you dream for the new Thrive Home. It could be a color, a verse, a word, a photo from a magazine of a person or an activity. Choose anything you like that depicts something you'd like to see at Thrive. Keep adding to it as we continue to build our new space. Continue to envision and plan how you can be a part of our future in Fulshear!


God's Treasures

PRAY: Thank you, God, that you love and treasure me. I am so blessed to belong to your family. Please never let me forget that I am a treasure to the God of the universe!

READ: Dig a little deeper in Deuteronomy 7:7-9, and discover why God chose Israel out of all the nations to be His own special treasure. Compare that to 1 Peter 2:9-12, and see why He chose you as well.

MEMORIZE: (Type the verse on your phone. Set an alarm to remind you to read it each hour.) For you are a holy people, who belong to the Lord your God. Of all the people on earth, the Lord your God has chosen you to be His own special treasure. – Deuteronomy 7:6

QUESTIONS:

- 1 When we give our lives to Christ, we become children of God. (John 1:12) Isn't that amazing? What are all the ways that you are part of God's family?
- 2 What is your most treasured item? Imagine even how much more, God treasures you!
- 3  Find a small box and get some small pieces of paper. We'll call this God's Treasure Box. You can decorate it, if you like. Think of all the people in and around your family that God treasures. Write their name on a piece of paper and put it in the box. Think of some names that aren't names of people already in your box. Write down a few names on pieces of paper. Pray over each that God would find them and love them as a treasure... pray that maybe they will be someone who will come to Thrive someday soon!

CHALLENGE: Draw a "T" chart on a piece of paper. At the top left, write the heading "Me", and on the top right, write the heading "God". Under each heading, list all the things you can think of that you, or God, treasures. When you're finished, review the list. How are they similar? How are they different? Should one look more, or less, like the other? Will you make any changes in what you treasure?

God's Very Own Family

PRAY: Lord, thank you for my family at Thrive. Help me to be obedient in what you lead me to do.

READ: Ephesians 2:11-22

MEMORIZE: (Type it onto your computer/phone home screen.) ...you are members of God's very own family... and you belong in God's household with every other Christian. — Ephesians 2:19

QUESTIONS:

- ❶ Do you feel connected to others at Thrive? What are 3 things you can do this month to be more connected?
- ❷ Faith is not only about believing, but also about belonging. We are a family. God's plan for you is to be actively involved at Thrive. Your church family is here to support you, pray for you, and help you when you're in need. How can you reach out to help someone at Thrive this week?
- ❸ 🖐️ Help your child to write a letter, or card, to give to a teacher or pastor at Thrive. Let them know how they have helped you in the Thrive family and thank them for all they do.

CHALLENGE: Draw out your family tree on a piece of paper. As much as you can remember. Now, look at the family history of Adam in Genesis chapter 5. It's grounding to know who came before us, and to consider who will come after us. YOU are also a part of the Thrive family, and together we are setting the cornerstone for the Thrive family who will come after us. WE are blessed children of the God of the Universe... how cool is that?!

Body of Christ

PRAY: Lord, thank you for including me as a part of the body of Christ. Help me to see my special function in it and to use the gifts you've given me to serve the church at Thrive.

READ: Romans 12:6-8

MEMORIZE: (Review it when you are waiting in line.)

And since we are all one body in Christ, we belong to each other, and each of us need all the others. – Romans 12:5

QUESTIONS:

- ❶ All the parts of a body work together to function efficiently. What can you do in serving at Thrive that will create a more functional, efficient, and fulfilling experience for the body of the church?
- ❷ We all need others from time to time. What is your current need and how can Thrive help you in that need?
- ❸ 🖐️ Find a picture of the human body. Ask the kids to identify what part of the body they think they are most like. Maybe it's the heart because they love everyone, or maybe it's the foot because they like running everywhere, or maybe an eye because they see beauty in everything... what's yours? Discuss how the parts of the body are like the parts of the church

CHALLENGE: Serving is a critical part of making a church work. If you don't yet serve, where would you like to "kick the tires" in a first serve experience? Get signed up! If you are already serving, is there another area you'd like to try? Or maybe you could serve two services and attend one. The body has many parts and your part is essential!

Working Together

PRAY: Lord, reveal to me how you would have me to give support through the Thrive Home Campaign. All of our gifts matter and I pray they will be used to accomplish great things through You!

READ: 1 Corinthians 12:18 and Ephesians 4:11-16

MEMORIZE: (Find a buddy and memorize it together.)



Then make me truly happy by loving each other and agreeing wholeheartedly with each other, working together with one heart and mind and purpose. — Philippians 2:2

QUESTIONS:

- ❶ One way of giving is through offerings (separate from tithe). What are some of the ways you will consider donating to the Thrive Home Campaign? It might be fundraising, selling something, using a bonus, a monthly gift, sacrificing a luxury purchase, or something else.
- ❷ Another way to give is through time and service. How can you help one of the teams with the campaign?
- ❸ 🤝 Talk with your kids about what this new building will mean to our church and our community. Consider then, how they can help with the Home Campaign. They might do chores to earn money to donate, or a fundraiser, or walking dogs, or other great ideas you might create.

CHALLENGE: This is the end of your 15-day study. Take a few minutes to read back over the guide and look at all the things you've accomplished so far. You've memorized scripture, studied key biblical concepts, wrestled with hard questions, engaged with your family, and connected closer to your church. Don't let it stop there... keep studying, keep praying, and keep the faith! God has great things planned for you, for Thrive, and for your EFF! Let's explore them together in our new Home!

» NOTES



THRIVECHURCH.CC

Mailing Address:

9550 Spring Green Blvd 408-246
Katy, TX 77450

Questions:

home@thrivechurch.cc

SUNDAYS

9:00 / 10:20 / 11:40
29358 McKinnon Rd,
Fulshear, TX 77441

facebook.com/ThriveChurchTX

thrive»
church